

LOC		DIST		REVISIONS			
FT	0	REV	DATE	BY	APPV	DATE	BY
A			9/30/05	SS	SRV		

**HEADER:**  
**MATERIALS:**  
 HEADER: COPPER ALLOY, GOLD PLATED, 94V-0 THERMOPLASTIC.  
 CONNECTOR: COPPER ALLOY, GOLD PLATED, 94V-0 THERMOPLASTIC.

**ELECTRICAL:**  
 RATING: 1 AMPERE MAX. (CONNECTOR).

**MECHANICAL:**  
 WIRE RANGE: 26-30 AWG SOLID, 28 AWG STRANDED.

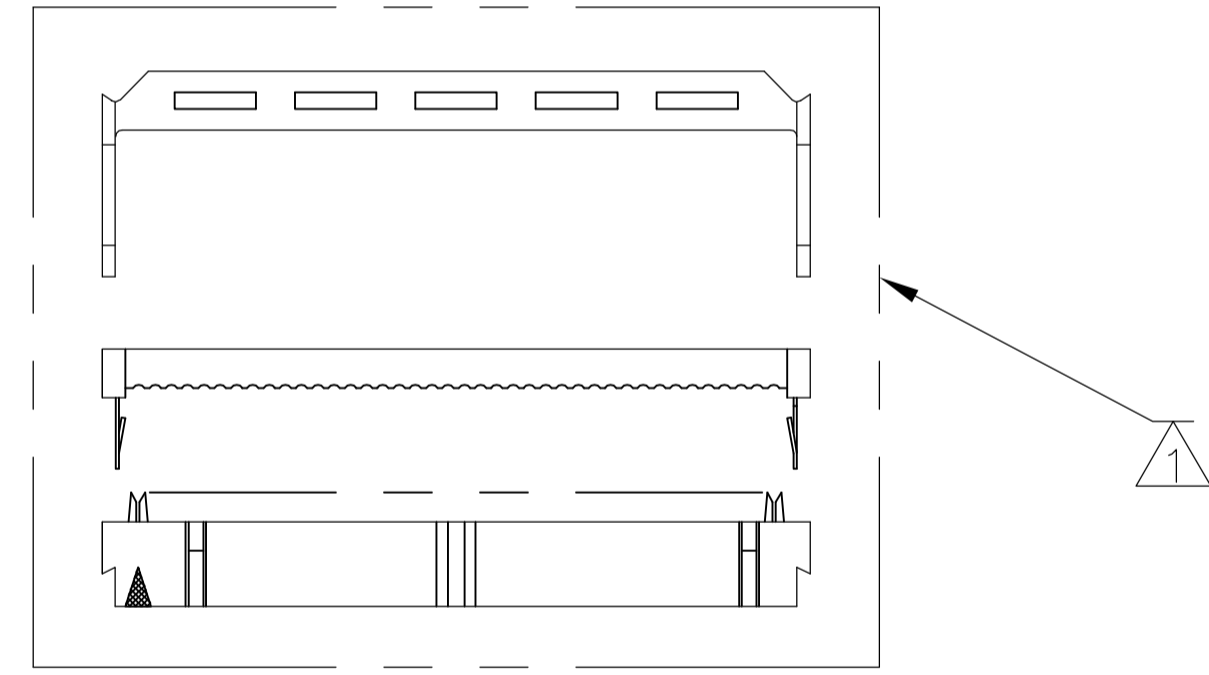
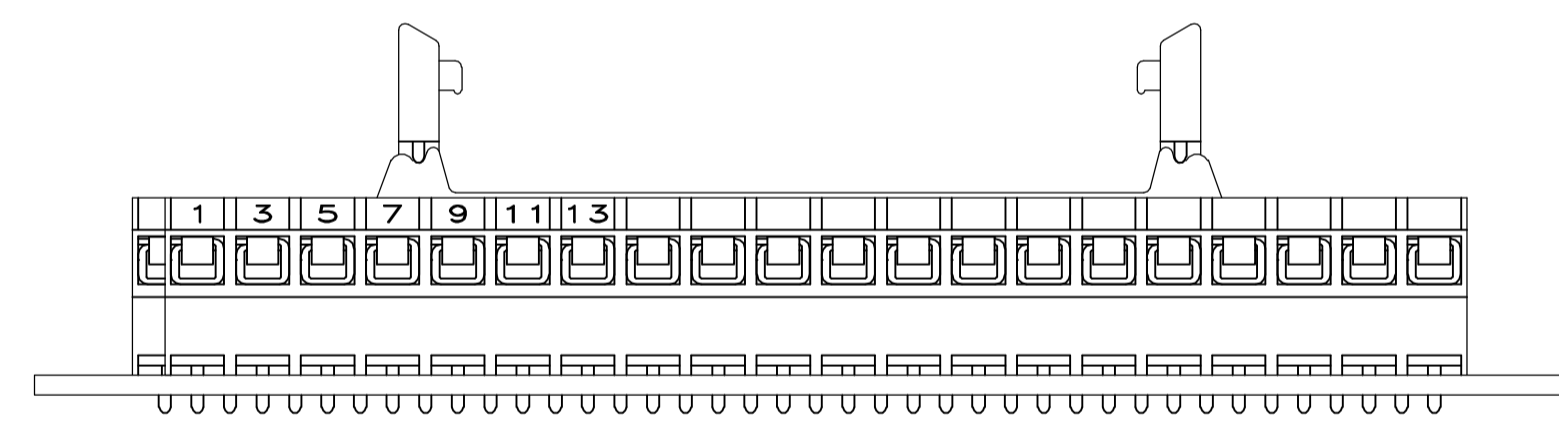
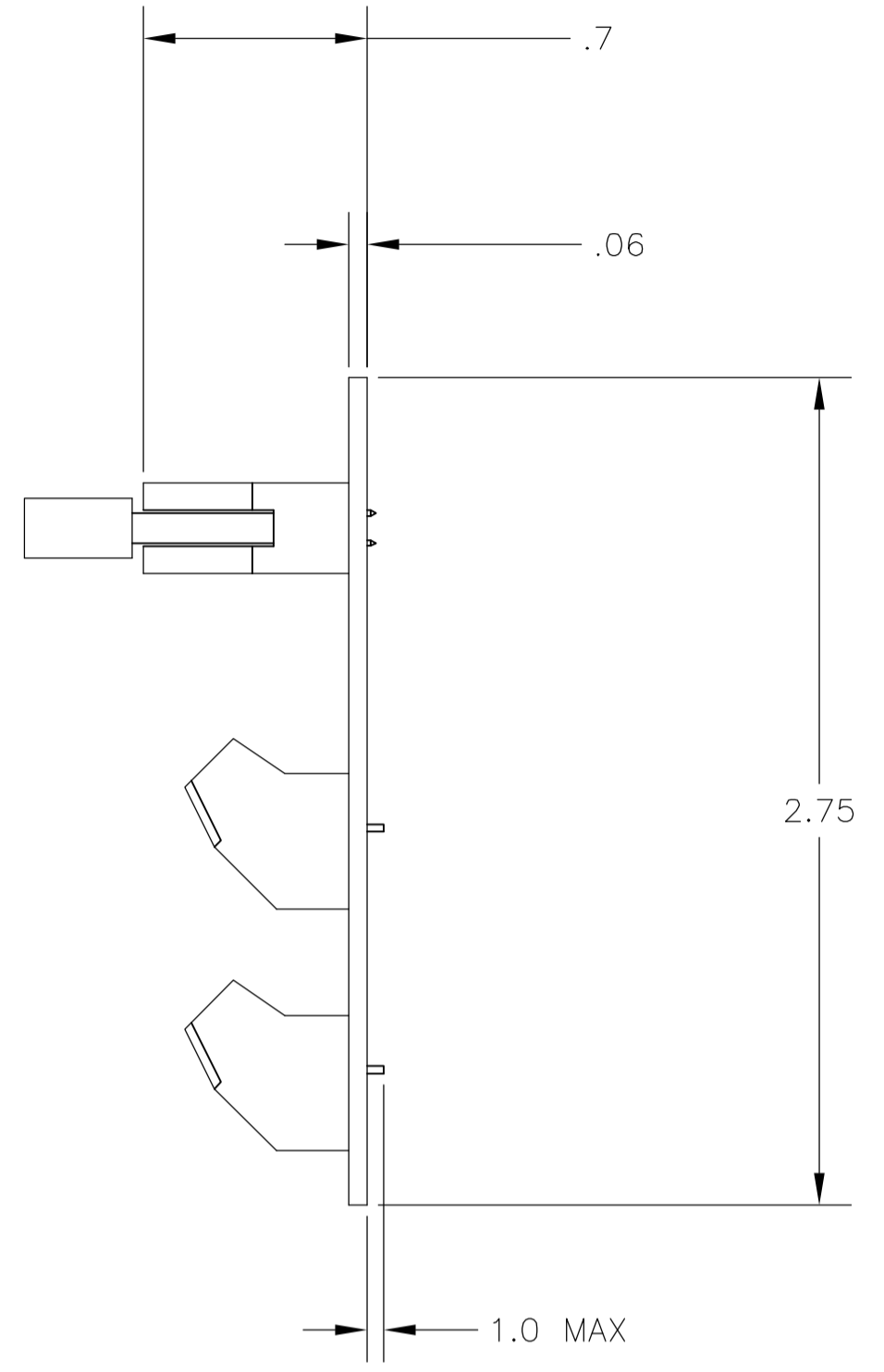
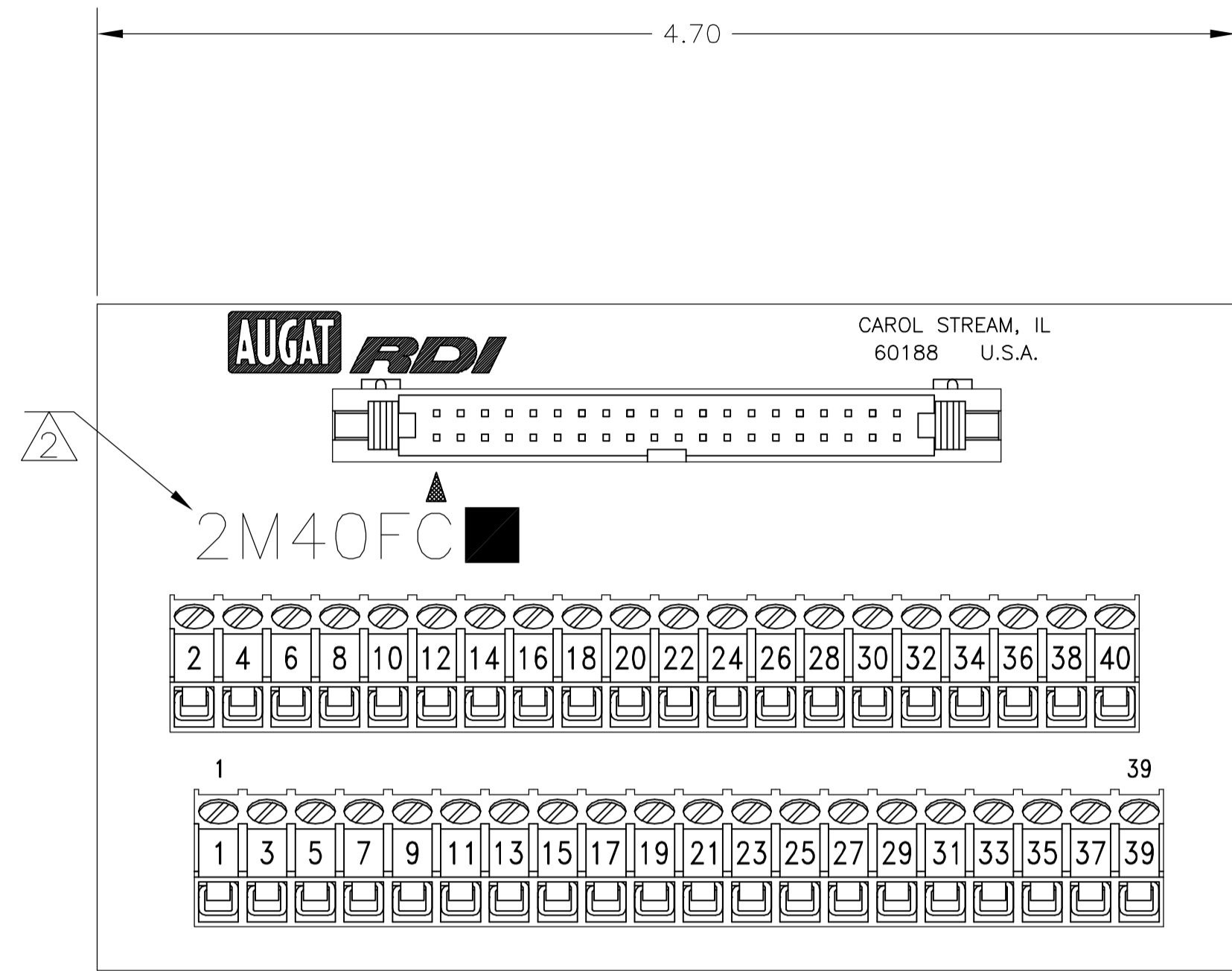
**TERMINAL BLOCK:**  
**MATERIALS:**  
 HOUSING: THERMOPLASTIC NYLON, BLACK, 94V-0.  
 TERMINALS: COPPER ALLOY, TIN PLATED.  
 SCREWS: 3M, BRASS, NICKEL PLATED.

**ELECTRICAL:**  
 RATING: 10A, 300V(UL).

**MECHANICAL:**  
 WIRE RANGE: 14-22 AWG.

**MOUNTING:**  
**MATERIALS:**  
 MOUNTING: 2TK2 AND 2TK2D SERIES SNAPTRACK (SOLD SEPARATELY).

- ① ALL CONNECTOR/STRAIN RELIEF COMPONENTS TO BE SHIPPER LOOSE AND UNASSEMBLED.
- ② CATALOG NUMBER MARKED HERE.
- ③ CONTAINS NO TIN-LEAD PLATING.



③	2M40FCL	1776640-1
	2M40FC	2-1437684-6
	CATALOG NO.	PART NUMBER

THIS DRAWING IS A CONTROLLED DOCUMENT.		DWG M.S. FEHER 01APR2004	Tyco Electronics Corporation Harrisburg, PA 17105-3608	
DIMENSIONS: INCHES		CHK S. YODER 01APR2004	NAME 2M40FC ASSEMBLY	
TOLERANCES UNLESS OTHERWISE SPECIFIED:		APPV S. YODER 01APR2004	PRODUCT SPEC	
0 PLC ± -		APPLICATION SPEC		
1 PLC ± .1		SIZE A1		
2 PLC ± .01		CAGE CODE 00779		
3 PLC ± -		DRAWING NO. 2-1437684-6		
4 PLC ± -		RESTRICTED TO		
ANGLES ± -		WEIGHT		
FINISH		CUSTOMER DRAWING		
		SCALE NTS SHEET 1 OF 1 REV A		